




Matisse-
painting with
scissors




Year 2 – Collage
Matisse and Kurt Schwitters




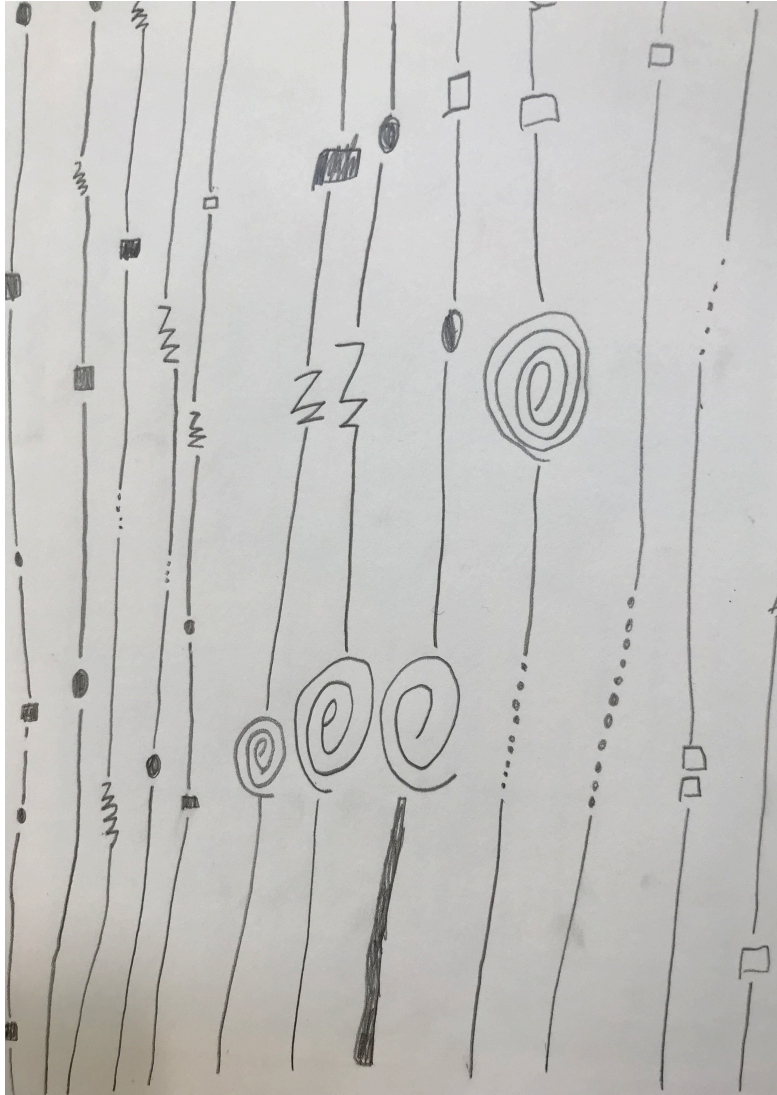
Year 2 – Drawing.

Draw a self portrait in the style of Picasso, using colour to reflect your mood.



Year 2 Painting

Use paint to create concentric circles in the style of Kandinsky.
Experiment with colour.





Year 2
Drawing

Experiment
with mark
making.



Year 2 Colour Wheel Collage

Consider primary colours and how we make secondary colours.






Year 3 – Print Making
Relief images



Year 4 – Photography.
Take an image from an interesting angle.

Year 6 – Drawing
use shading to
represent an object
in 3D





Year 6 - Drawing

Year 1 - Clay



